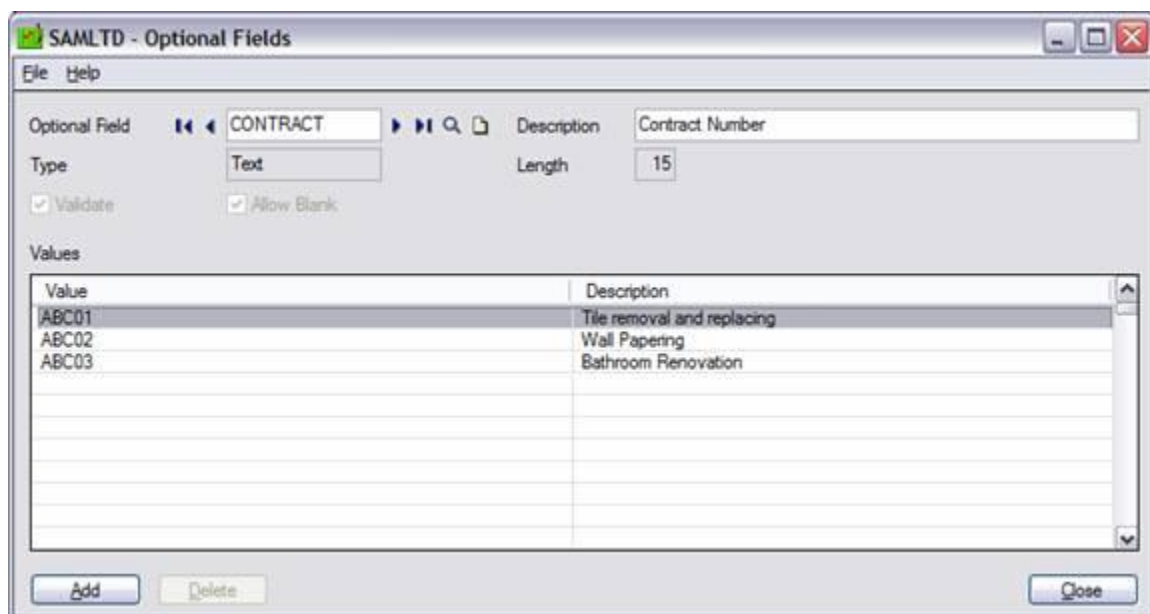


Easily create custom applications with the Transaction Analysis and Optional Field Creator module!

If your company needs to have basic Job Cost reporting but you do not want to go full bore with the Job Cost module, you can use the Transaction Analysis and Optional Fields Creator module to design a custom made application to exactly suit your needs.

In Common Services/Optional Fields/Optional Fields set up a new Optional Field named "CONTRACT":



In this case the contract number will be defined as a text field with a maximum width of 15 characters. It will be validated so that only defined contract numbers can be used during data input.

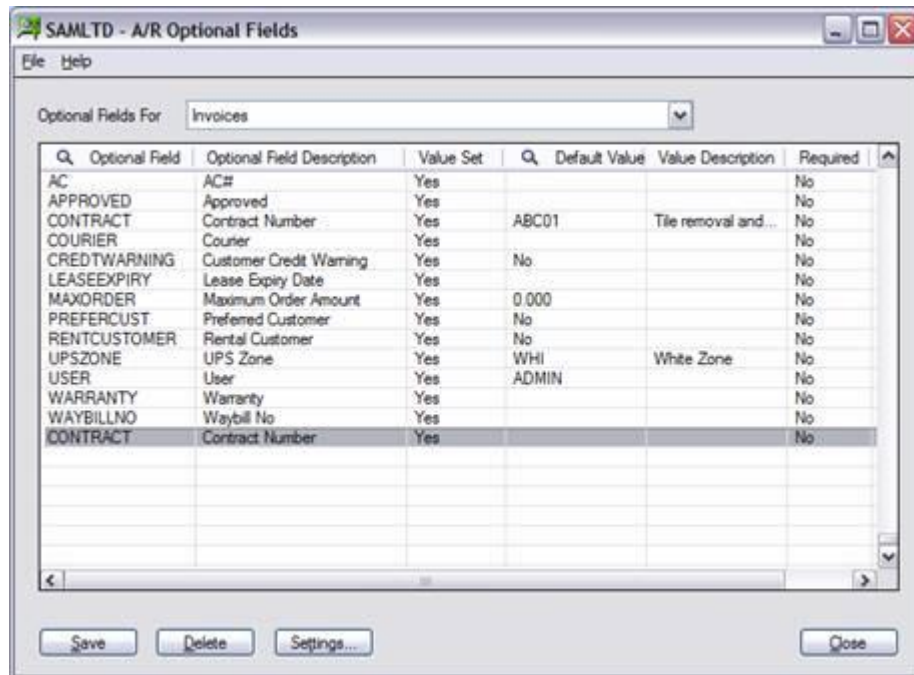
We need to attach the newly created optional fields to the modules/screens that they will be used in. If you would like to see both expenses and revenue generated by a specific contract you would have to attach the "CONTRACT" optional field to the AR and AP invoice entry screens.

In the example below we used the AR Optional fields set up to attach contract numbers to invoice headers.

Accpac Tips and Tricks

Prepared by: Jeruzalski Computer Services Ltd.

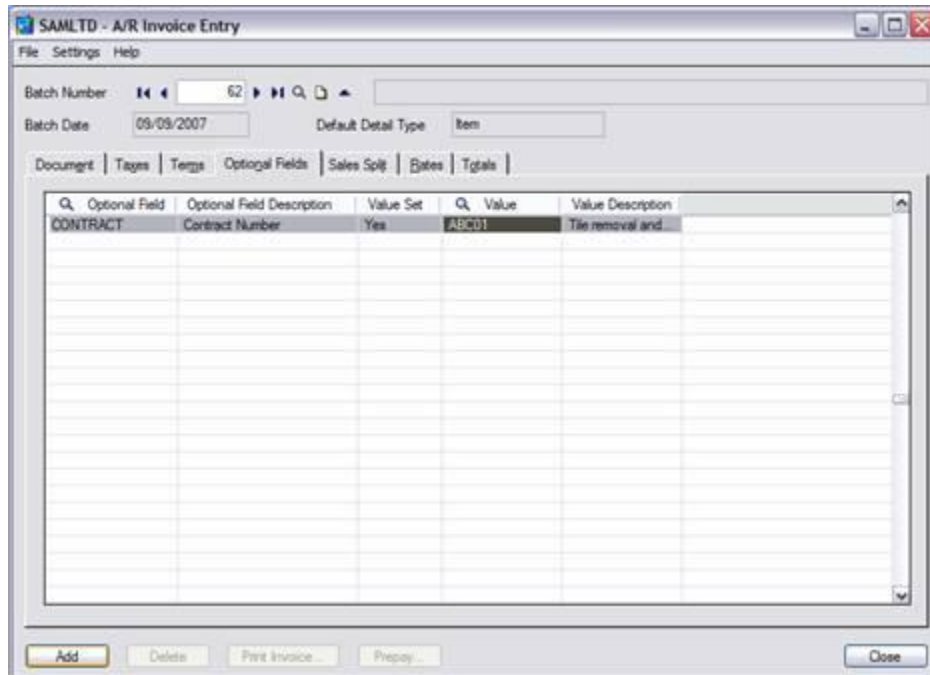
Similarly you attach the CONTRACT optional field to the AP invoice entry screen so purchases can be tagged against contract numbers.



Now the field is ready for data entry use. In the invoice entry screen you enter all the invoice info (customer number, amounts, taxes etc.) and attach that invoice to contract number ABC01 by going to the Optional Fields tab and selecting the "ABC01" value from the selection list.

Accpac Tips and Tricks

Prepared by: Jeruzalski Computer Services Ltd.



In the same way, when entering AP invoices you will have an Optional Fields tab and be able to select the Contract number from the selection list.

You can use the standard Accpac reports (such as the GL listing with Optional Fields selected) or you can build custom Crystal reports based on the AR and AP job data to create Job Cost profit reporting.

The Optional Fields module gives you the capability of creating an unlimited number of custom fields, attach them in the header or detail of records in all modules (AR, AP, OE, IC, etc), control the flow of the optional field info across modules (for example from OE to AR to GL), use the custom fields in reporting (default Accpac reports or custom built based on your needs analysis), combine the fields with custom macros to build your tailor-made applications.

Contact us if you are interested in more details for customizing your accounting applications!